



Nº 132 SERVICE BULLETIN



Joe Blackwell
Director, Parts Sales &
Technical Support

Susan White
Parts Sales
Manager

Patty Schraps
Parts Stockroom
Manager

Chas Siddiqi
Technical Support
Engineer

Jay Alfer
Technical Support Doc.
Administrator

TO: Parts & Service Managers

DATE: March 4, 2002




PLAYBOY

SUBJ: **BACK TO BASICS:**
Using Your Adjustable Outlane Posts on Playboy OR any other Pinball




USING YOUR ADJUSTABLE OUTLANE POSTS

Playboy Pinball is equipped with Adjustable Outlane Posts to help earnings by increasing or decreasing the Average Ball Time. Periodically check **Audit 3, Average Ball Time**. Ideally, **50-55 Seconds** is suggested for best earnings. **Moving** the Left & Right Adjustable Outlane Posts and **adding** or **removing** the Rubber Rings from either or both Outlane & Mini-Posts will **affect this time**.

Three (3) Steps to **INCREASE**
the Average Ball Time:

1.  • **Add** a 3/16" I.D. Rubber Ring to both Outlane Posts.
2.  • **Move** the Post down one (1) Position, "closing" up the Outlanes.
3.  • **Add** a 3/8" O.D. Rubber Ring to both Mini-Posts.

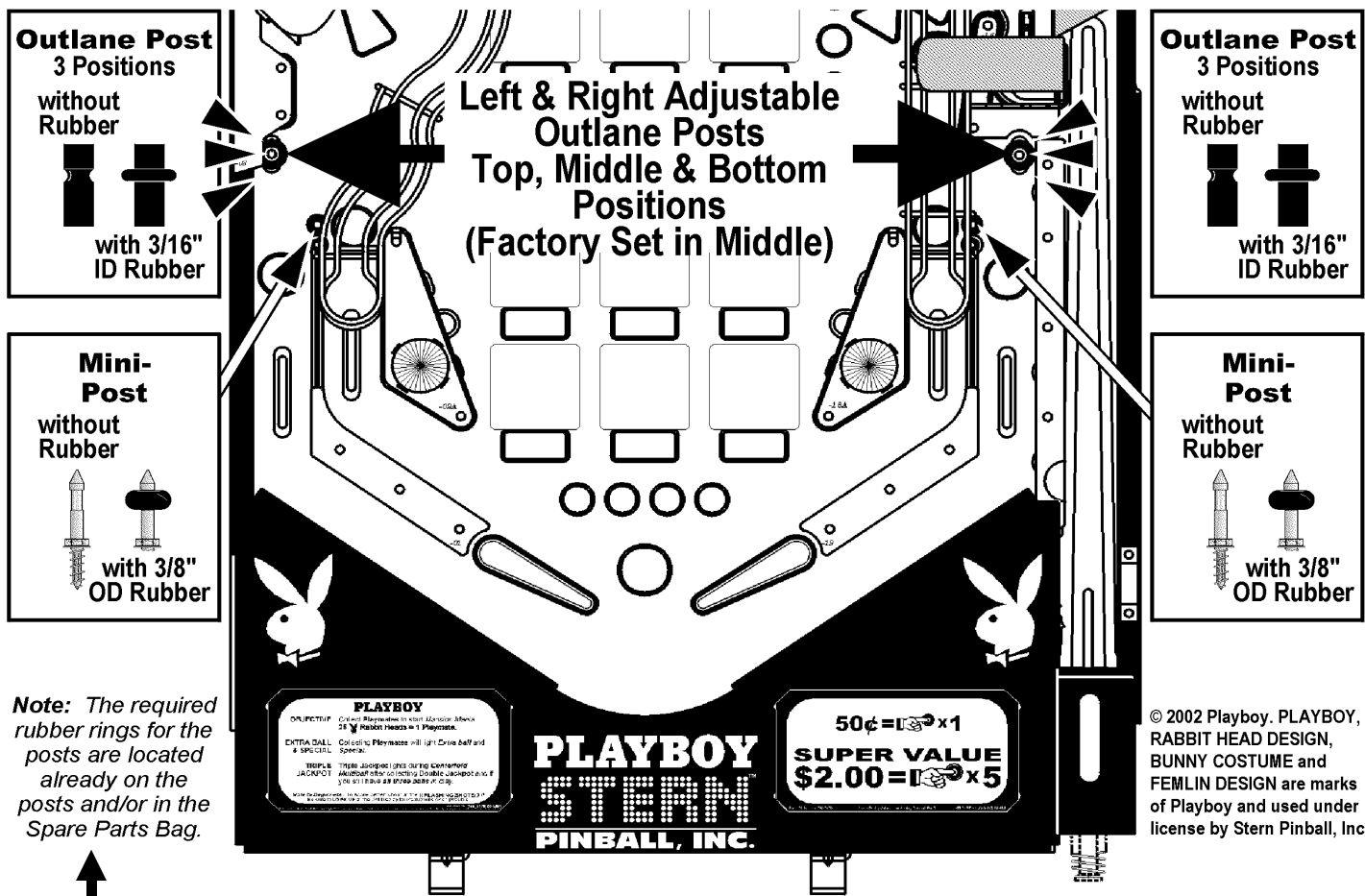
Three (3) Steps to **DECREASE**
the Average Ball Time:

1.  • **Remove** the 3/8" O.D. Rubber Ring from both Mini-Posts.
2.  • **Move** the Post to the Top Position, "opening" up the Outlanes.
3.  • **Remove** the 3/16" I.D. Rubber Ring from both Outlane Posts.

Continued Next Page.

USING YOUR ADJUSTABLE OUTLANE POSTS *Continued*

Monitor your Audits (especially Audit 3) closely. For your particular location, you will soon be able to determine the best way to have your Posts positioned and with or without Rubber Rings on your game. As players become better, more adjustments may be required.



Read the "Note:" above regarding the rubber rings. Please remember, **NOT ALL THE BLACK POSTS** required Rubber Rings. You may find Posts on your game without them. To determine which other posts required Rubber Rings, read Section 4, Chapter 1, Parts Identification & Location, Playfield - Rubber Parts.

Replacement SPI Part Numbers:

3/16" I.D. Black Rubber Ring	545-5348-01
1-1/16" Single Groove Post (Black)	550-5059-00
3/8" O.D. Black Rubber Ring	545-5348-19
Mini-Post Mach. Screw #10-32	530-5005-00

For other posts, rubbers and miscellaneous parts view Section 4, Chapter 1, Parts Identification & Location, of your Service Game Manual (view Appendix C, Game Mfg. Date, Manual Part N° & CPU Jumper Table for Manual Part Numbers).

Please phone or eMail with any questions or comments at the below numbers or address.

• 2020 Janice Ave • Melrose Park, IL 60160 • Tel 708-345-7700 (Option 1) • Toll-Free (USA/Canada) 1-800-542-5377 • Fax 708-345-7889 •

Want Service Bulletins by eMail? Request by eMail: parts.service@sternpinball.com

S.B. N° 132
Page 2 of 2

Received via Fax? For a better copy, download from our website: www.sternpinball.com/bulletins.htm